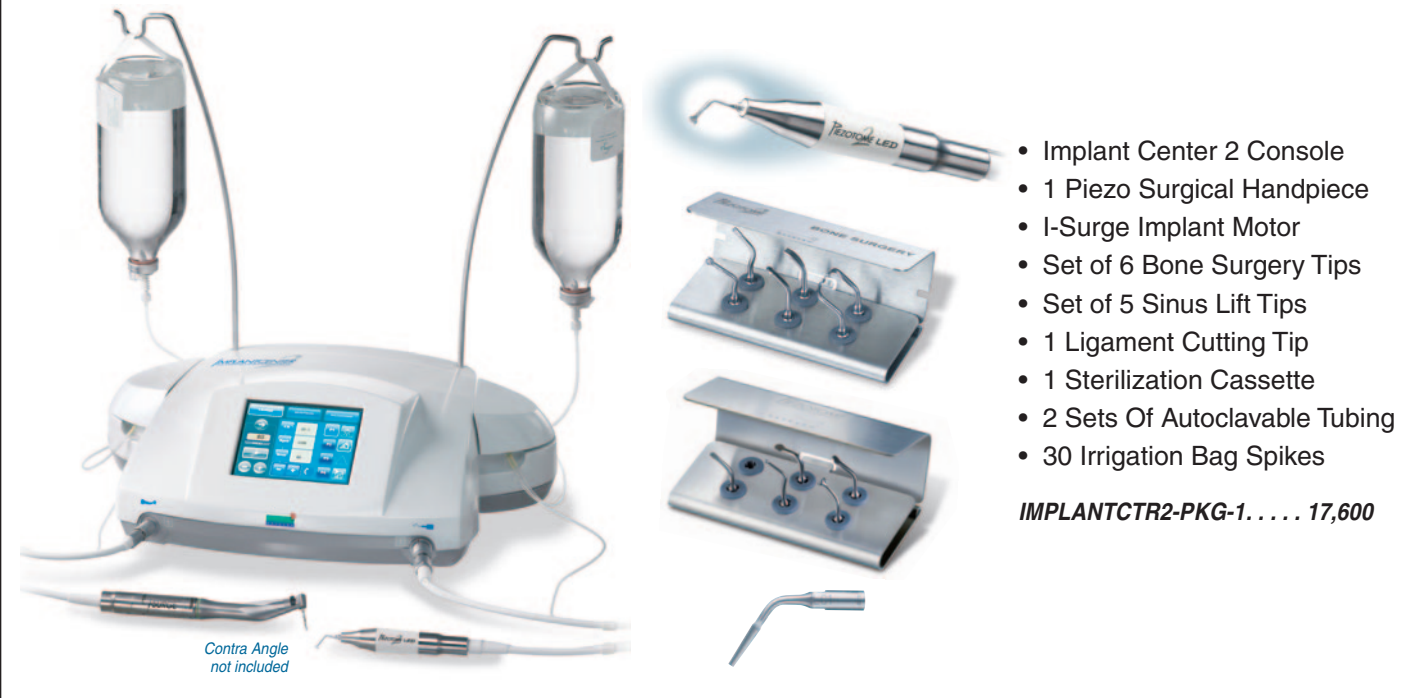


Implant Center 2 Complete Package With 12 Tips



Implant Center 2 Complete Package With 22 Tips



SALVIN®
Dental Specialties

NEW!

Implant Center 2
Piezotome + Implant Motor

Now With 3X More Power!

Now With Built In LED Lighting!



Dr. John Russo
Periodontist, Sarasota, FL
"There is nothing like the Piezotome for lifting the sinus membrane, harvesting autogenous bone, & removing lingual tori while protecting the soft tissue in the floor of the mouth."



Dr. Michael Sonick
Periodontist, Fairfield, CT
"The use of the Piezotome has been the most revolutionary development in extractions in my career. Most extractions are completed in a matter of minutes with NO loss of alveolar bone."

Safety

Cuts bone while preserving soft tissue

Flexibility

Piezotome + Implant Motor in one unit

Precision

Precise cuts to preserve bone



Piezotome vs. Bur Cut

Speed

60 watts of power for faster cuts
2 handpiece unit for flexibility during surgery

Vision

LED handpiece for excellent visibility



Everything For Your Implant Practice But The Implants®

Salvin Dental Specialties, Inc • Toll Free US & Canada 800-535-6566 • www.salvin.com

NEW!

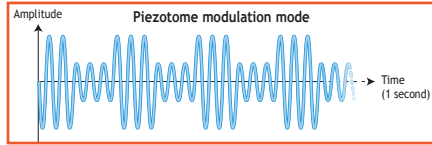
LED Handpieces

- 100,000 LUX - brighter than sunlight.
- Clear, cool light provides excellent visibility.
- Easy to clean and fully autoclavable at 134°C.



Selectivity Of The Cut:

The modulated piezo signal (alternation between high and low amplitudes) allows soft tissue relaxation for a clean cut and better healing.



I-Surge Implant Motor


- 100 to 40,000 RPM high torque brushless motor
- Motor is compatible with your existing implant handpieces (E-type coupling)



Contra Angle not included

Color, Touch-Sensitive Screen

- Backlit, easy to read screen
- Change and save settings at the push of a button



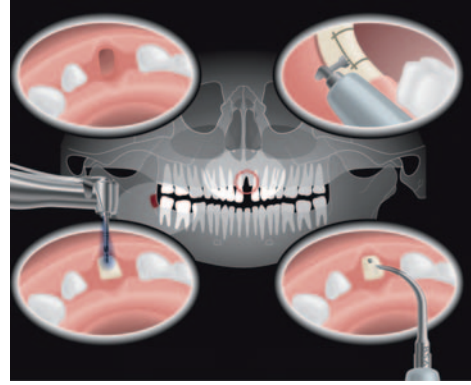
PiezoTouch™

The PiezoTouch™ progressive footswitch provides total control of the unit through the footswitch without touching the device screen.

With this new feature, the power of the ultrasonics can be fine tuned where nerves, arteries or membranes are present.



Bone Surgery

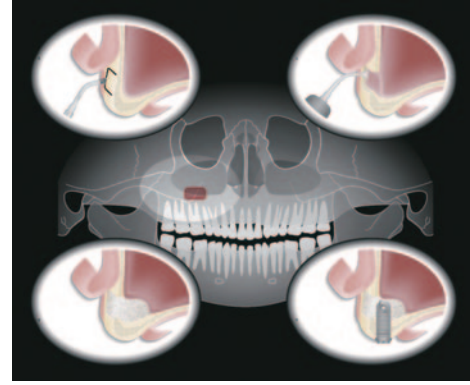


Ramus Bone Harvesting and Grafting

- BS1 Tip**
Chin Graft
#PIEZO2-TIP-BS1
- BS2L Tip**
Left Ramus Graft
#PIEZO2-TIP-BS2L
- BS2R Tip**
Right Ramus Graft
#PIEZO2-TIP-BS2R
- BS4 Tip**
Bone Harvesting
#PIEZO2-TIP-BS4
- BS5 Tip**
Ridge Expansion
#PIEZO2-TIP-BS5
- BS6 Tip**
Osteoplasty
#PIEZO2-TIP-BS6



Sinus Lift

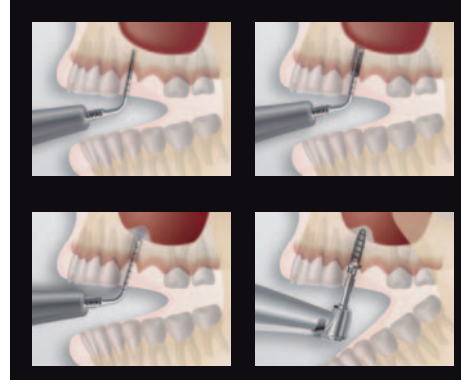


Lateral Sinus Lift

- SL1 Diamond Tip**
Sinus Window
#PIEZO2-TIP-SL1
- SL2 Diamond Tip**
Smooth Edges
#PIEZO2-TIP-SL2
- SL3 Tip**
Detach Membrane
#PIEZO2-TIP-SL3
- SL4 Tip**
Sinus Elevator
#PIEZO2-TIP-SL4
- SL5 Tip**
Sinus Elevator
#PIEZO2-TIP-SL5



INTRALIFT™

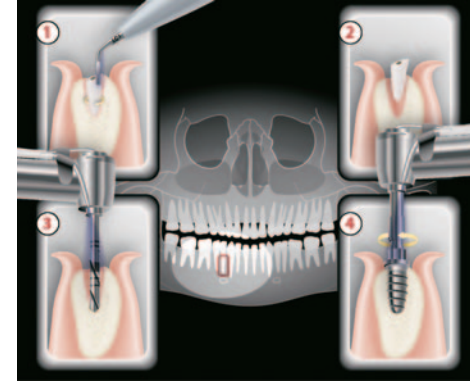


Sinus Lift by the Crestal Approach

- TKW1 Tip**
1.35mm
#PIEZO2-TIP-TKW1
- TKW2 Tip**
2.10mm
#PIEZO2-TIP-TKW2
- TKW3 Tip**
2.35mm
#PIEZO2-TIP-TKW3
- TKW4 Tip**
2.80mm
#PIEZO2-TIP-TKW4
- TKW5 Tip**
Irrigated Tip
#PIEZO2-TIP-TKW-5



EXTRACTION

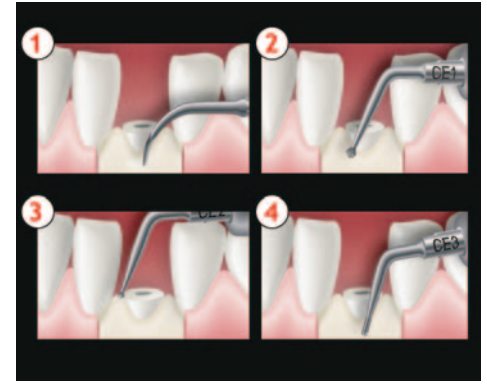


Extraction and Immediate Placement

- LC1-90 Tip**
90° Perioste Tip
#PIEZO2-TIP-LC1-90
- LC1 Tip**
Perioste Tip
#PIEZO2-TIP-LC1
- LC2 Tip**
Perioste Slim Tip
#PIEZO2-TIP-LC2
- LC2L Tip**
45° Left Slim Tip
#PIEZO2-TIP-LC2L
- LC2R Tip**
45° Right Slim Tip
#PIEZO2-TIP-LC2R
- Ninja Tip**
Tooth Sectioning Tip
#PIEZO2-TIP-NINJA



CROWN EXTENSION



NEW! Crown Extension

- CE1 Tip**
Osteoplasty
#PIEZO2-TIP-CE1
- CE2 Tip**
Interproximal
#PIEZO2-TIP-CE2
- CE3 Tip**
Around Root
#PIEZO2-TIP-CE3
- CE4 Tip**
Bone Reshaping
#PIEZO2-TIP-CE4

