

Featherlite MicroPoint Scissors Technique Guide



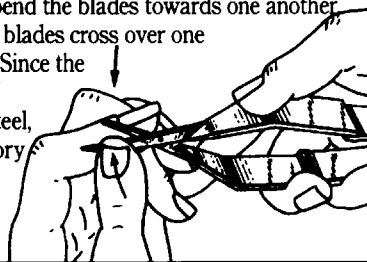
How to Adjust and Recondition Your Featherlite Surgical Scissors

If your MicroPoint™ Featherlite Scissors fail to cut consistently, throughout their entire length, follow these simple steps:

Step # 1

a) Hold scissors firmly as shown. *You should exercise extreme care in handling the blades. Do not place fingers on the points or sharp areas of the blades.*

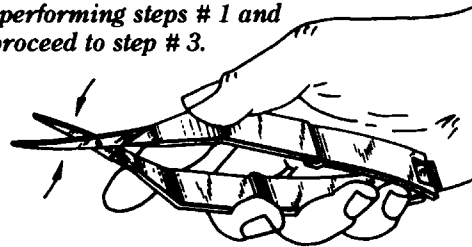
b) With the thumb and index finger of your other hand, gently but firmly bend the blades towards one another enough so that the blades cross over one another in an arc. Since the blades are made of 'spring' stainless steel, their natural memory will allow this maneuver.



Step # 2

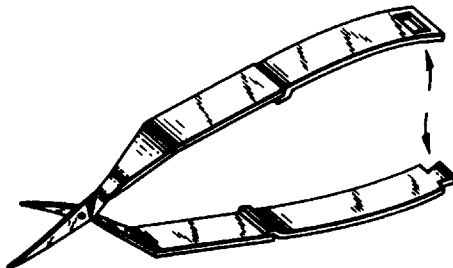
Close the scissors twice in rapid succession, with fingers positioned as shown. The blades will automatically reset themselves to their original, functional position.

Note: If the scissors fail to cut consistently after performing steps # 1 and # 2, proceed to step # 3.



Step # 3


Disengage the male/female springs in the rear by gently rotating them in opposite directions. The male spring may then be released from the female spring.



Step # 4

With the blades spread far apart (for access) use an appropriate, flat sharpening stone to sharpen the blades.

Note the proper method of sharpening: with moderate pressure, place the flat of the stone along the bevel of each blade (one at a time), and move the stone firmly towards the cutting surface. This will create a microscopic burr along the cutting surfaces, which will enhance cutting efficiency.



Step # 5- Re-engage male/female spring and repeat step # 1 (which will reset the optimum shearing angle of the blades).

Step # 6- Repeat step #2. The closure of the scissors will accomplish the following:

- It will re-establish the memory of the blades.
- The microscopic burr raised on the cutting surfaces during sharpening will disappear, leaving a razor's edge.

MicroPoint is a Trademark of Laschal Surgical, Inc. Purchase, NY Made in U.S.A. U.S Patent #4527331 (Other U.S. Patent Pending). Foreign Rights Reserved.